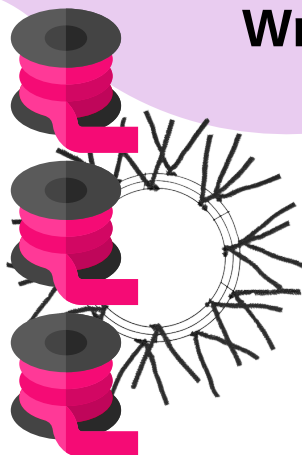


10"x10YD
10"x10YD

Square
Sign



Wreath Kit Option 1

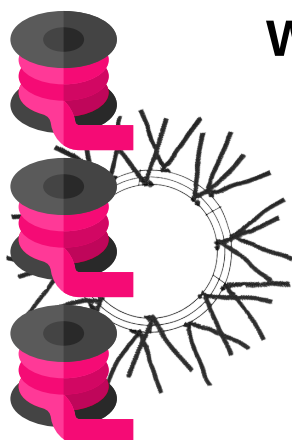
2 Rolls 10" Mesh
1-Square Sign
3- Rolls ribbon
1-Wire Wreath Frame



Scan Me

10"x10YD
10"x10YD

Rectangle Sign



Wreath Kit Option 2


2 Rolls 10" Mesh
1-Rectangle Sign
3- Rolls ribbon
1-Wire Wreath Frame



Scan Me

10"x10YD
10"x10YD

Round
Sign



Wreath Kit Option 3

2 Rolls 10" Mesh
1-Round Sign
3- Rolls ribbon
1-Wire Wreath Frame




Scan Me

Most smartphones have built-in QR code readers that you can use to scan QR codes.

Here's how you can use a QR reader on your phone:

1. Open the camera app on your phone.
2. Point the camera at the QR code.
3. The QR code should be automatically recognized and a notification should appear on the screen.
4. Tap on the notification to open the QR code's content.
5. Note: If your phone doesn't have a built-in QR code reader, you can download a QR code reader app from the App Store (for iOS) or Google Play Store (for Android). Simply search for "QR code reader" and install one of the many available options.




Wreath Kit Option 4

- 1 Rolls 10" Mesh
- 1-Round Sign
- 3- Rolls ribbon
- 1-Wire Wreath Frame



Scan Me

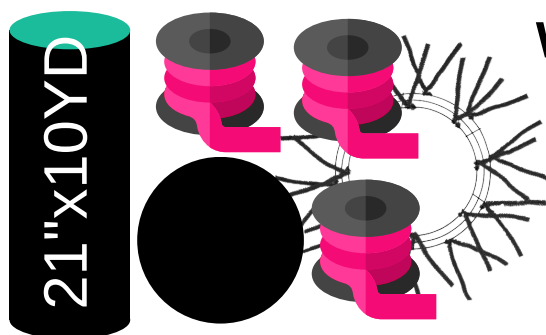


Wreath Kit Option 5

- 1 Rolls 10" Mesh
- 1-Round Sign
- 3- Rolls ribbon
- No Frame included



Scan Me



Wreath Kit Option 6

- 1 Rolls 21" Mesh
- 1-Round Sign
- 3- Rolls ribbon
- 15" Work Frame



Scan Me

Buy Wreath Kits:



Buy wreath supplies:



How to make a bow

